

## 2011 CAMPING RATES

ALL CAMPSITES HAVE FULL WATER/SEWER AND ELECTRIC HOOKUPS. CABLE AND PHONE SERVICE IS ALSO AVAILABLE FOR SEASONAL SITES ONLY

The campground is open from April 15 thru October 15. (weather permitting)

**DAILY/WEEKLY RATES**  
(ALL RATES INCLUDE LOCAL/STATE TAXES)

#

\$35.00 DAILY

\$225.00 WEEKLY (7 CONSECUTIVE NIGHTS)

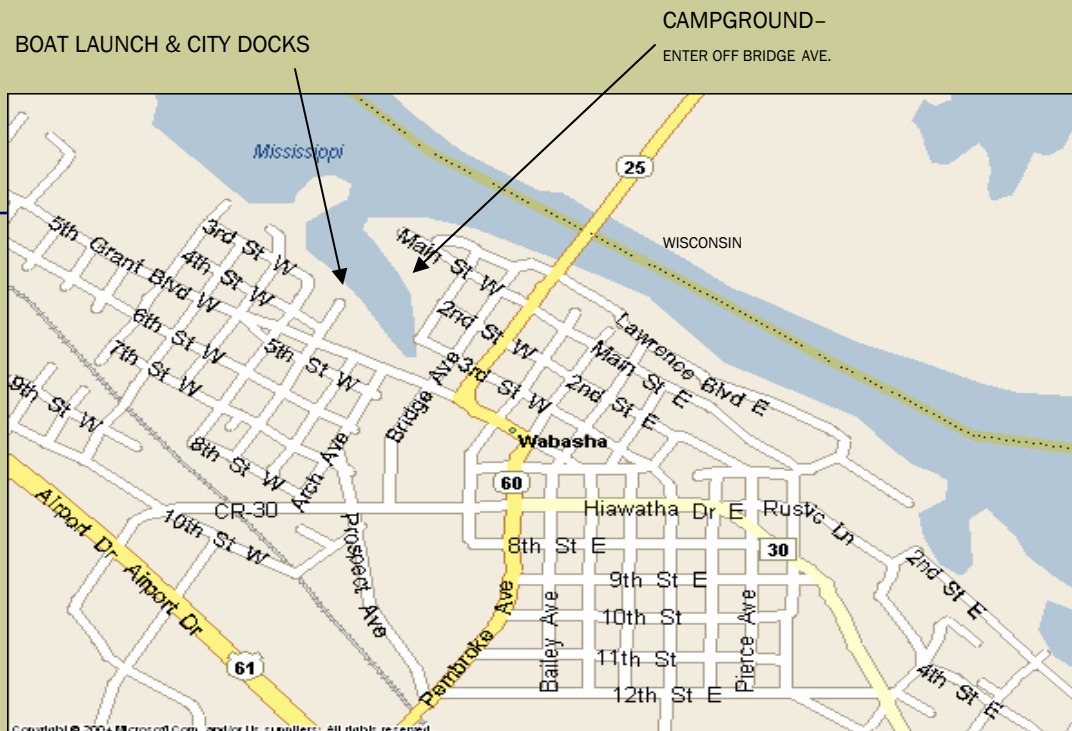
**THERE ARE ONLY 3 SITES (20 THRU 22) AVAILABLE FOR OVERNITE CAMPING—ON A FIRST-COME FIRST-SERVE BASIS.**

PAYMENT IS MADE BY COMPLETING A PAYMENT ENVELOPE AND DROPPING IT IN THE BOX PROVIDED.

**2011 SEASONAL RATES**  
(APRIL 15—OCTOBER 15)

WATERFRONT—\$2,835.00


NON-WATERFRONT —\$2,300



## TIPS FOR A GREAT CAMPING EXPERIENCE

Whether you're an experienced camper or a first-timer, please be sure to respect all others in the campground.

- Respect others rights—do not walk across another camper's site—walk around it.
- **OBEY THE CAMPGROUNDS QUIET HOURS.** Voices, radios and other noises carry further than you might think on a quiet night.
- Leave your campsite cleaner than you found it.
- Keep pets contained and clean up after them. Do not leave pets unattended for long periods of time.
- Campground facilities exist for the benefit of all campers. Help keep them clean.
- Know and respect the campground rules



## MUNICIPAL CAMPGROUND & Boat Docks

2011 RATES AND SERVICES



P.O Box 268  
Wabasha, MN 55981


Telephone (651) 565-4568  
Fax (651) 565-4569



- FULL WATER/SEWER AND ELECTRIC HOOKUPS AT ALL SITES



- CLOSE TO historic DOWNTOWN with a wide variety of stores AND RESTAURANTS



- FISHING



- DNR BOAT LAUNCH NEARBY



- WITHIN WALKING DISTANCE OF THE NATIONAL EAGLE
- ENJOY MUSIC UNDER THE BRIDGE PRESENTED BY RJAC DURING THE SUMMER.



- Adjacent to Beach Park with Picnic Shelter, Gazebo, and Beach



- BIKE /WALKING PATH LEADS TO BOAT LAUNCH &

#

## NOW AVAILABLE WABASHA MUNICIPAL BOAT DOCKS

The new city docks are located in Ike's Park. There are 18 docks total with 14 of them seasonally leased and 4 available for daily/overnight rental.

There is no electricity available for the docks and certain restrictions apply.

Please contact City Hall for more information.

### 2011 Dock RATES

Seasonal - \$840.00

1/2 Day - \$10.00

Full Day/Overnight - \$20.00

A drop box is located at the entrance to the docks for easy payment of daily/overnight fees.